
 FusionSolar / SmartDesign



Dunipak 150

Address Mike Stojanovića 5a, Kruševac 37000, Serbia



Project Overview

System Capacity



PV System

172.04 kWp



AC Power

150 kW

Capacity Ratio

114.69%

Devices

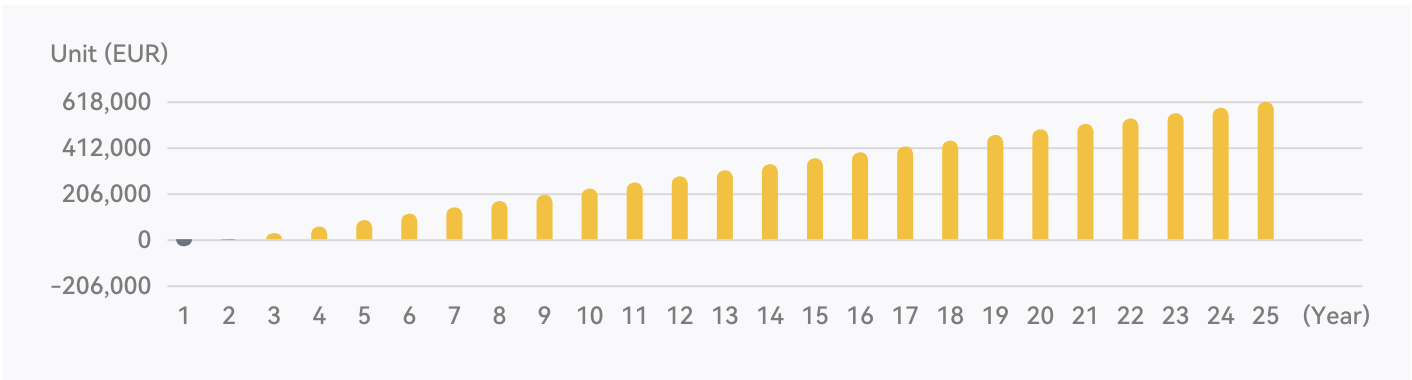
Device Name	Manufacturer/Model		Quantity
PV Module		Ulica Solar/440W	391
Inverter		SUN2000-150K-MG0	1

Economic Benefits

Accumulated Net Profits of 25 Years: **614,880.39** EUR

ROI Overview

61,246.24 EUR Initial Investment Cost	61,246.24 EUR Own Funds	0 EUR O&M Cost	381,964.41 EUR NPV
47.79 % IRR	2.07 Year Payback Period	0.02 EUR/kWh LCOE	



Economic Benefits – Details

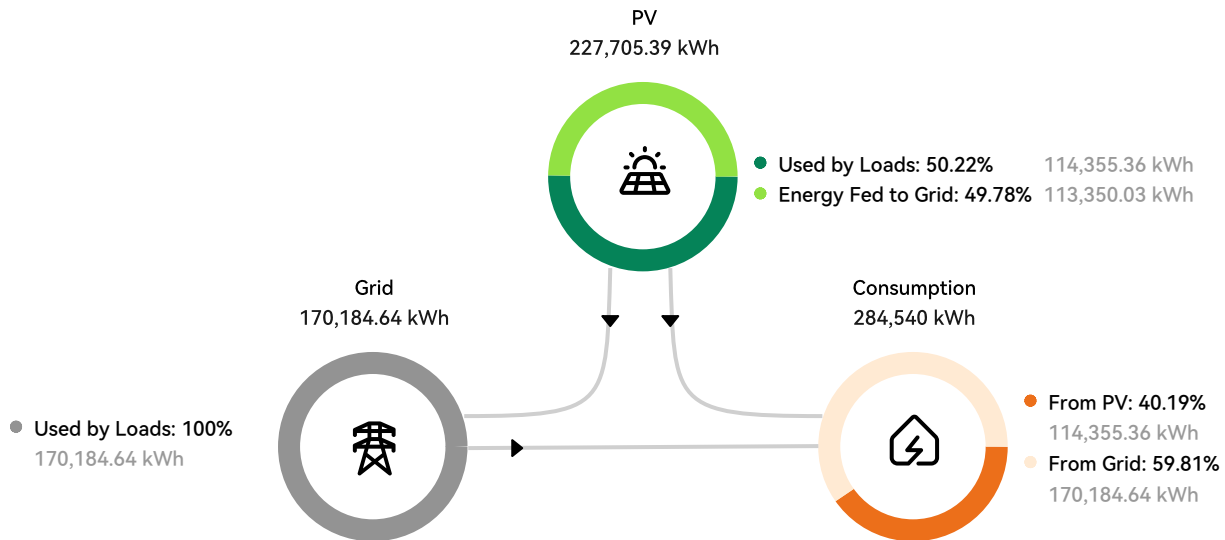
Year	Equipment Investment (EUR)	O&M Cost (EUR)	Feed-in Revenue (EUR)	Savings (EUR)	Cumulative Cash Flow (EUR)
0	-61,246.24	--	--	--	-61,246.24
1	0	0	15,869	13,722.64	-31,654.6
2	0	0	15,802.5	13,714.58	-2,137.52
3	0	0	15,683.17	13,700.03	27,245.68
4	0	0	15,521.58	13,680.09	56,447.35
5	0	0	15,327.95	13,655.96	85,431.26
6	0	0	15,112.33	13,628.87	114,172.46
7	0	0	14,884.71	13,599.91	142,657.08
8	0	0	14,654.71	13,570.31	170,882.1
9	0	0	14,431.82	13,541.29	198,855.21
10	0	0	14,225.35	13,514.04	226,594.6
11	0	0	14,044.34	13,489.81	254,128.75
12	0	0	13,892.5	13,469.34	281,490.59
13	0	0	13,753.73	13,450.51	308,694.83
14	0	0	13,607.5	13,430.35	335,732.68
15	0	0	13,433.49	13,406.11	362,572.28
16	0	0	13,212.08	13,374.76	389,159.12
17	0	0	12,930.66	13,334.09	415,423.87
18	0	0	12,602.19	13,285.71	441,311.77
19	0	0	12,245.82	13,232.14	466,789.73
20	0	0	11,880.6	13,175.57	491,845.9
21	0	0	11,524.25	13,119.06	516,489.21
22	0	0	11,194.43	13,065.38	540,749.02
23	0	0	10,907.84	13,017.77	564,674.63
24	0	0	10,681.04	12,979.28	588,334.95

Economic Benefits – Details

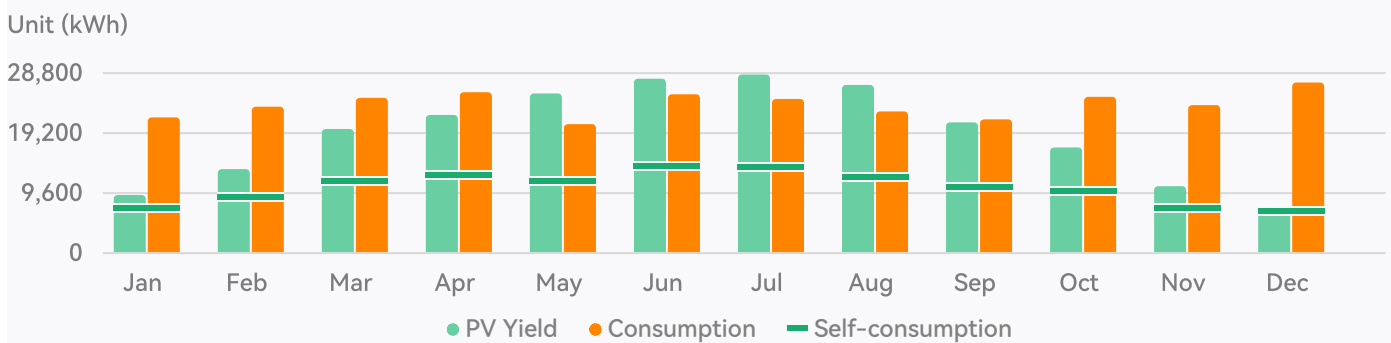
Year	Equipment Investment (EUR)	O&M Cost (EUR)	Feed-in Revenue (EUR)	Savings (EUR)	Cumulative Cash Flow (EUR)
25	3,062.31	0	10,530.04	12,953.09	614,880.39

Energy Management

First-Year Data



Monthly Energy Consumption in the First Year




First-Year Environmental Benefits



98.92 tons
CO₂ Reduced



135
Equivalent Trees Planted



83 tons
Standard Coal Saved
